


# Checking for Registration Restrictions

These instructions will help you look for registration restrictions for classes using the detailed schedule in Banner 9.

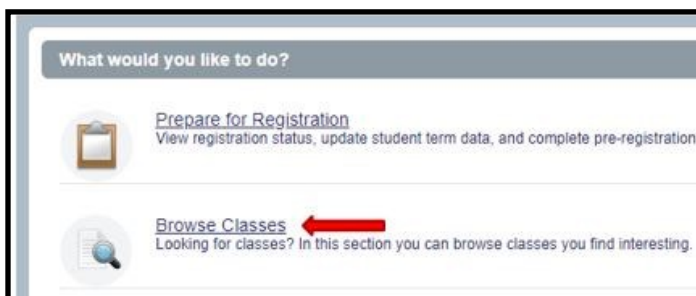
1. To get started, go to (<https://apps.uiw.edu/app/UserHome>) (UIW's Cardinal Apps Page).
2. Type in your UIW Username and Password. Then, click Sign In.

**NOTE:** Contact the University's Helpdesk if you are having login problems at 210-829-2721, 1-866-614-5043 (Toll Free), or email at [helpdesk@uiw.edu](mailto:helpdesk@uiw.edu)

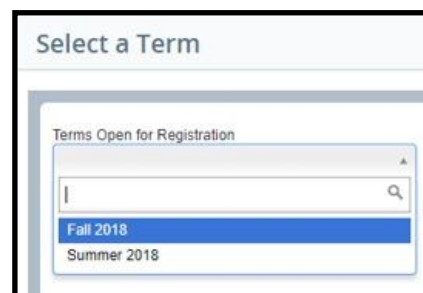
3. Click on the **Cardinal Apps-Banner** tab. Then click **Banner 9 Registration**



4. You will be taken to the Landing Page. Select **Browse Classes**.



6. Then, click the drop down arrow for the term you would like to look up classes for and click continue.



7. Click in the **Subject** box to look for the specific class(es) that you need to check restrictions for. Then click **Search**.

8. Click on the class you would like to check restrictions for.

<a href="#">History of Psychology Lecture</a>	Psychol...	4331	01	3	70...	Sp...
---	------------	------	----	---	-------	-------

9. The **Detailed Class Information** will appear where you will be able to confirm restrictions, pre-requisites, co-requisites and other information about the course.

10. Click the Search Again button at the top right to search for a another course.