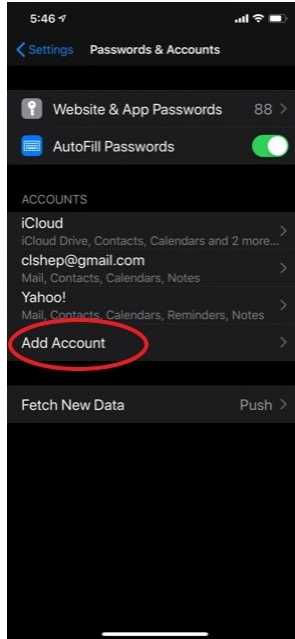
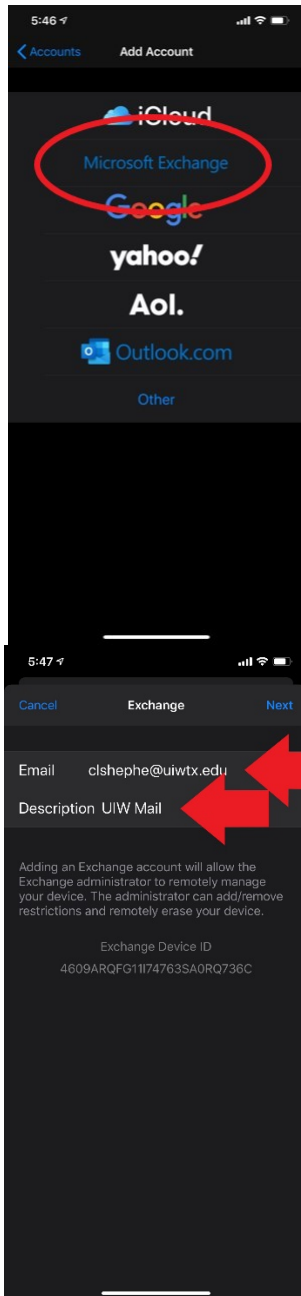




Open the Settings app
Tap Password & Accounts



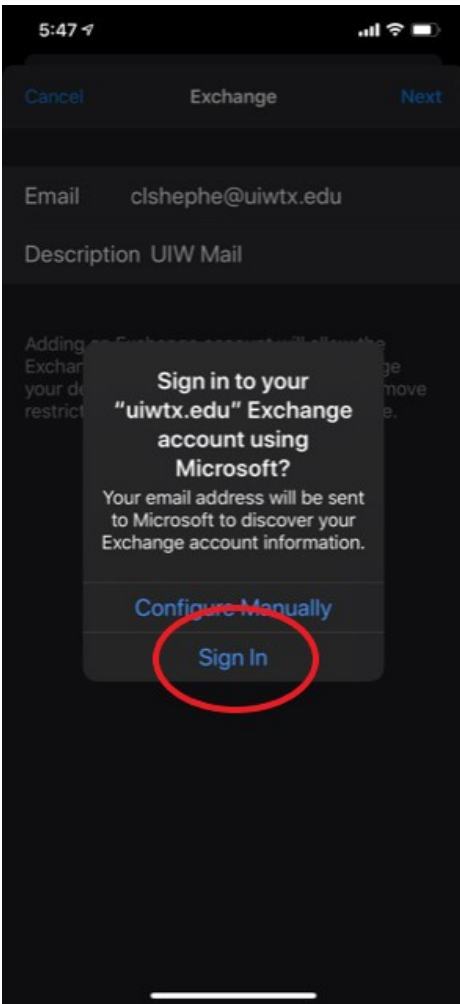
Tap Add Account



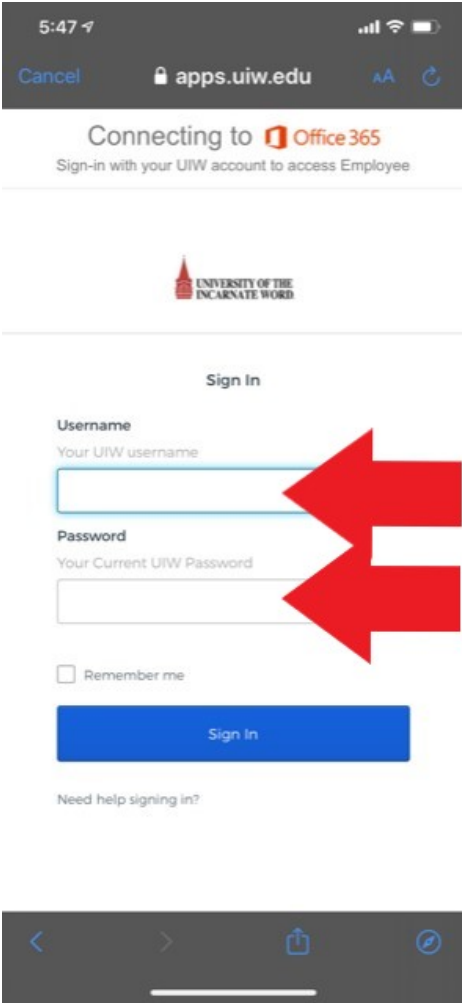
Tap Microsoft Exchange.

Enter your UIW Student full email address for example:
jdoe@student.uiwtx.edu

Tap Description and change "Exchange" to UIW Mail and select Next on top right corner.




It will automatically re-direct you back to UIW's Exchange to authenticate your credentials, tap "Sign In".



Enter your UIW username and password for example:

Username: jdoe (do NOT type your full email, just the username.)

Password: IKnowBetterThanToUsePasswordAsMyPassword



clshephe@uiwtx.edu

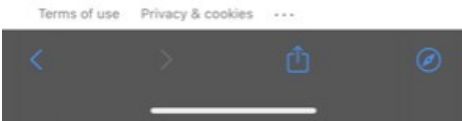
Are you trying to sign in to Apple Internet Accounts?

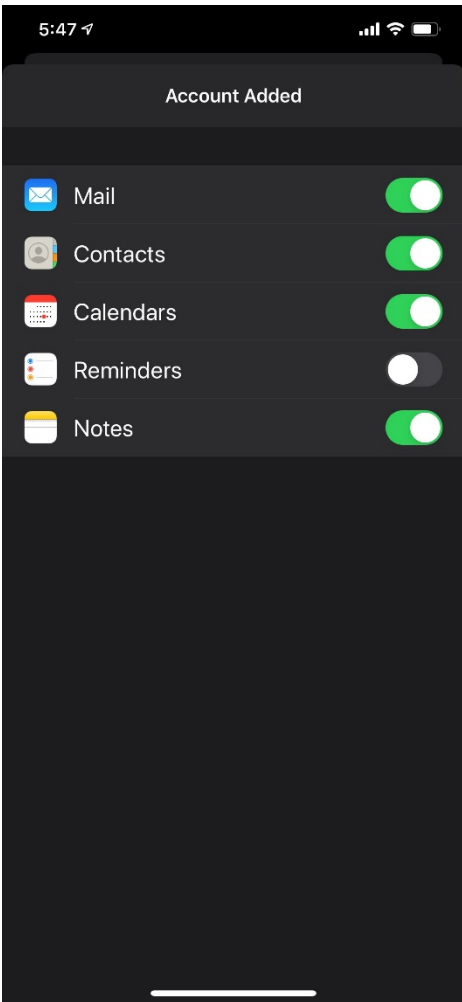
Only continue if you downloaded the app from an app store or website that you trust.



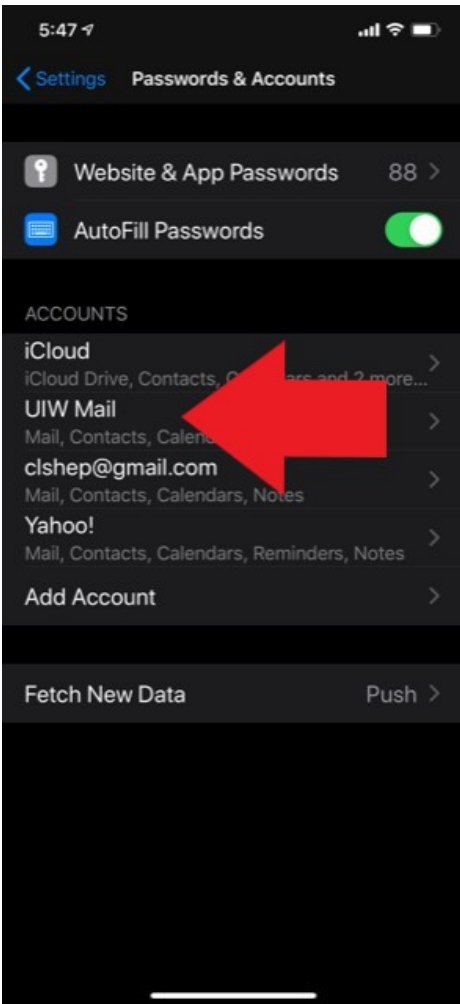
If you have issues signing in please contact the UIW Help Desk at 210-829-2721 or email helpdesk@uiwtx.edu.

If you entered the correct credentials, you will get this page, tap Continue.





Depending on the size of the hard drive on your iPhone, you may want to only have Mail and Calendar checked off to be stored on your phone but if you're not worried about storage space, check all of these options off.



You will now see "UIW Mail" under your Accounts and are good to go.

Remember: If you change your password for any reason, the password on your UIW Mail on your iPhone will also need to be updated.

A handwritten signature in black ink, appearing to read 'CARLOS SERRANO'.

07/17/2020