



# Open a Group Video in Stream



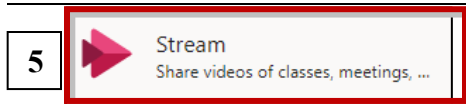
1. Open <https://my.uiw.edu/faculty/index.html>
2. Click **Cardinal Apps**



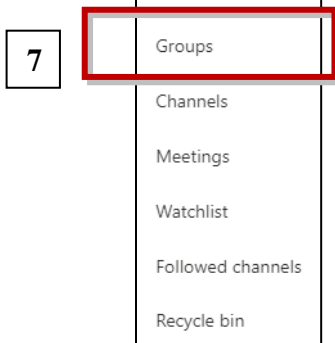
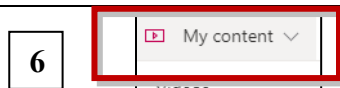
3. *Sign in*, then click **Office 365**



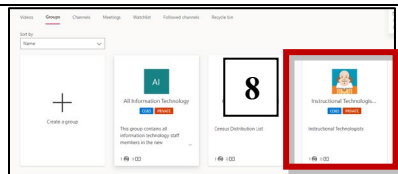
4. Locate and click **All Apps**



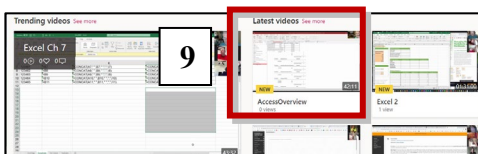
5. Locate and click **Stream**



6. Click **My Content**
7. Click **Groups**



8. Click on a **group name** to select a group



9. Click on a **video** to select and open it
10. The video will be gin playing