


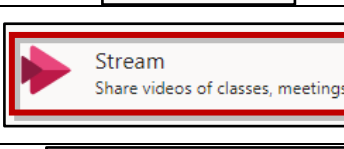
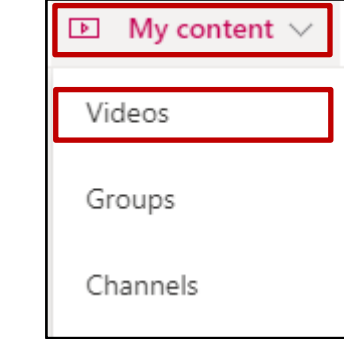
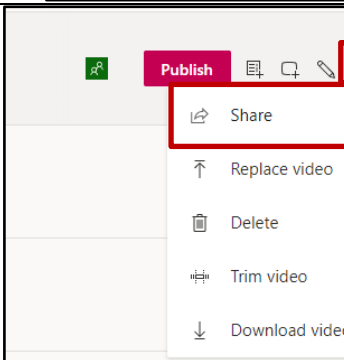



## Share videos in Strem

	<ol style="list-style-type: none"><li>1. Open <a href="https://my.uiw.edu/faculty/index.html">https://my.uiw.edu/faculty/index.html</a></li><li>1. Log in and click <b>Cardinal Apps</b></li></ol>
	<ol style="list-style-type: none"><li>2. Click <b>Office 365</b></li></ol>
	<ol style="list-style-type: none"><li>3. Locate and click <b>All Apps</b></li></ol>
	<ol style="list-style-type: none"><li>4. Locate and click <b>Stream</b></li></ol>
	<ol style="list-style-type: none"><li>5. Locate and click <b>My content</b></li><li>6. Choose <b>Videos</b> from the list</li></ol>
	<ol style="list-style-type: none"><li>7. Click the <b>Elipsis</b></li><li>8. Click <b>Share</b> from the list</li></ol>
	<ol style="list-style-type: none"><li>9. Click <b>Copy</b> to <i>copy the link</i></li><li>10. <b>Paste</b> the shared link in an email to the users you want to access the video</li></ol>