



Access a video in Microsoft Stream




1. Open <https://my.uiw.edu/faculty/index.html>
2. Click **Cardinal Apps**



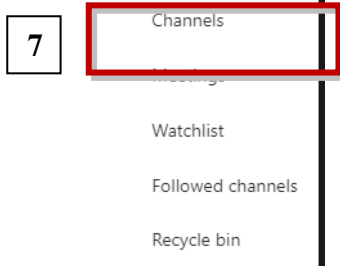
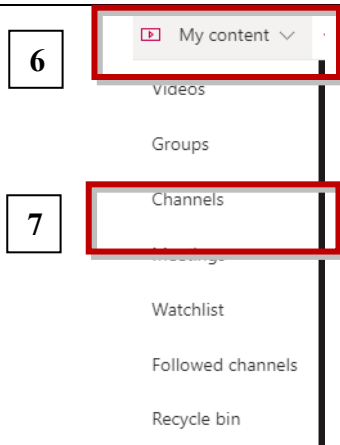
3. Click **Employee mail**



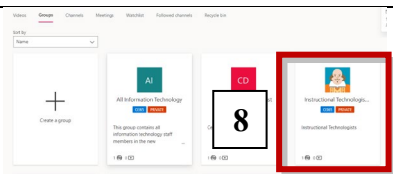
4. In the upper left corner click the **Waffle**



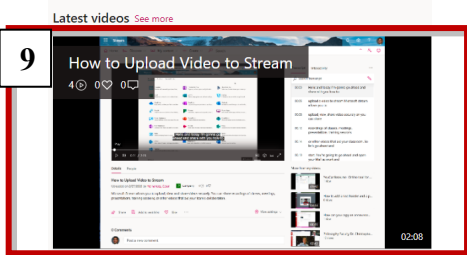
5. Locate and Click **Stream**



6. Click **My Content**
7. Click **Groups**



8. Choose a **group**



9. Choose a **video**