

Using Turnitin as a Student

In each of your courses, you will have a Plagiarism Draft Check assignment in the orientation module to check your drafts for accidental plagiarism, without any impact to your grade . If you are not able to find the assignment in your course, your instructor may have chosen not to make it available. Please ask them to do so.

Success Tips and Netiquette	✓
Plagiarism Draft Check 0 pts	✓
Need Help or Tech Support?	✓

To submit a document to Turnitin

1. Click on the Plagiarism Draft Check assignment.
2. Click the Start Assignment button.

This assignment does not count toward the final grade.

Plagiarism Draft Check

Published

Edit

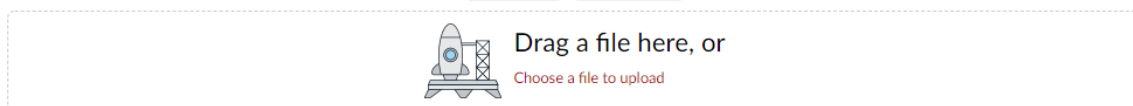


Start Assignment

This assignment is offered as a way to allow students to check their papers for proper citation before turning them in for a grade. You can use this

3. Click the Upload File button, or choose from another method, to upload your document.
4. Submit your assignment

To re-use the assignment, follow the same steps, then click the Try Again button in step 2.

Choose a submission type



I agree to the tool's [End-User License Agreement](#)
This assignment submission is my own, original work

Cancel Attempt 2

Submit Assignment

Next >

The Originality Report

It may take up to an hour to receive your similarity report.

Go to your Grades. You will see a line for the Plagiarism assignment. A colored Tab will also be visible next to the assignment.

Click on the colored tab to open the Originality Report.

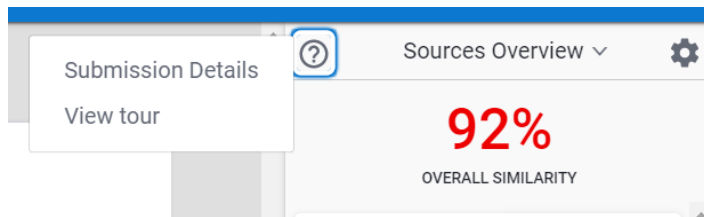
Plagiarism Draft Check
Academic Honesty - Check Your Papers for Proper Citations Here



0



You will be presented with a dialog box that will give you a brief Introduction to the Document Viewer. Please take a moment to click through the short introduction. If you do not see the introduction, Click on the Question mark and choose View Tour.



<https://help.turnitin.com/integrity/student/canvas.htm>